

# OPPORTUNITY ANALYSIS

## A FIRST STEP TOWARD OPTIMAL CARE MANAGEMENT

### Systematic & Repeatable Model: Driving Care Management Growth

ThoroughCare's team of in-house clinical experts, technologists, and industry specialists developed a proven and systematic model for analyzing, improving, and deploying care management (CM) programs.



#### PROVEN APPROACH



BENCHMARK



ANALYZE



DESIGN



DEPLOY

SINCE  
**2013**

Delivering integrated care management solutions to enhance health outcomes

**700+**  
ORGANIZATIONS

Working with more than 700 healthcare organizations

**1.5M+**  
MILLION PATIENTS

Improving the care of more than 1.5 million patients

**10-15X**  
ROI

Average "return on investment" from using ThoroughCare



HEALTHIER PATIENTS



HIGHER QUALITY CARE



LOWER PROGRAM COSTS



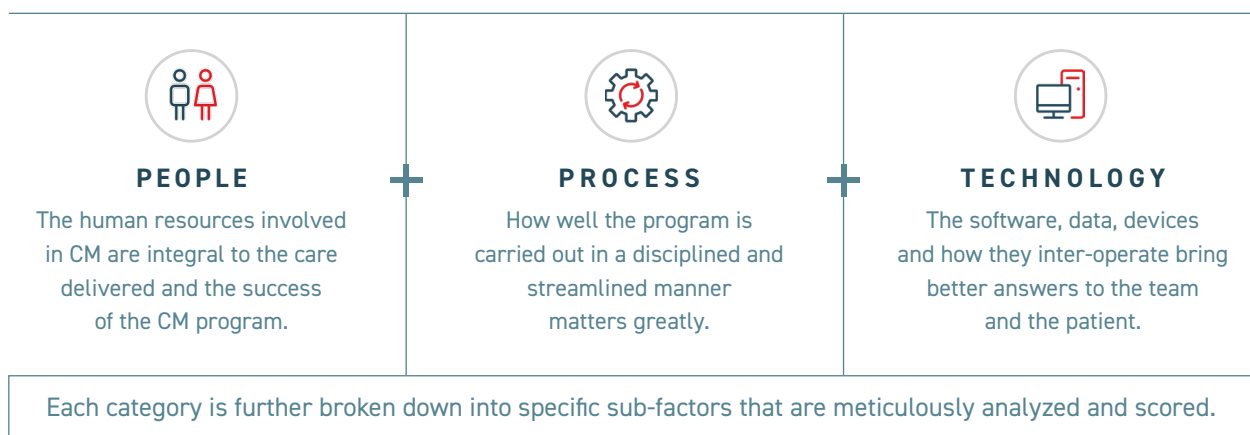
OPTIMAL PROVIDER REVENUE



## Vital Success Factors for Care Management

To measure current performance and transform your organization into a model of excellence, we start by benchmarking your Care Management practices against dozens of vital success factors (VSFs) within the healthcare industry.

ThoroughCare organizes the VSFs into three primary categories: People, Process, and Technology.



## CM Growth Opportunity Analysis: Process Flow

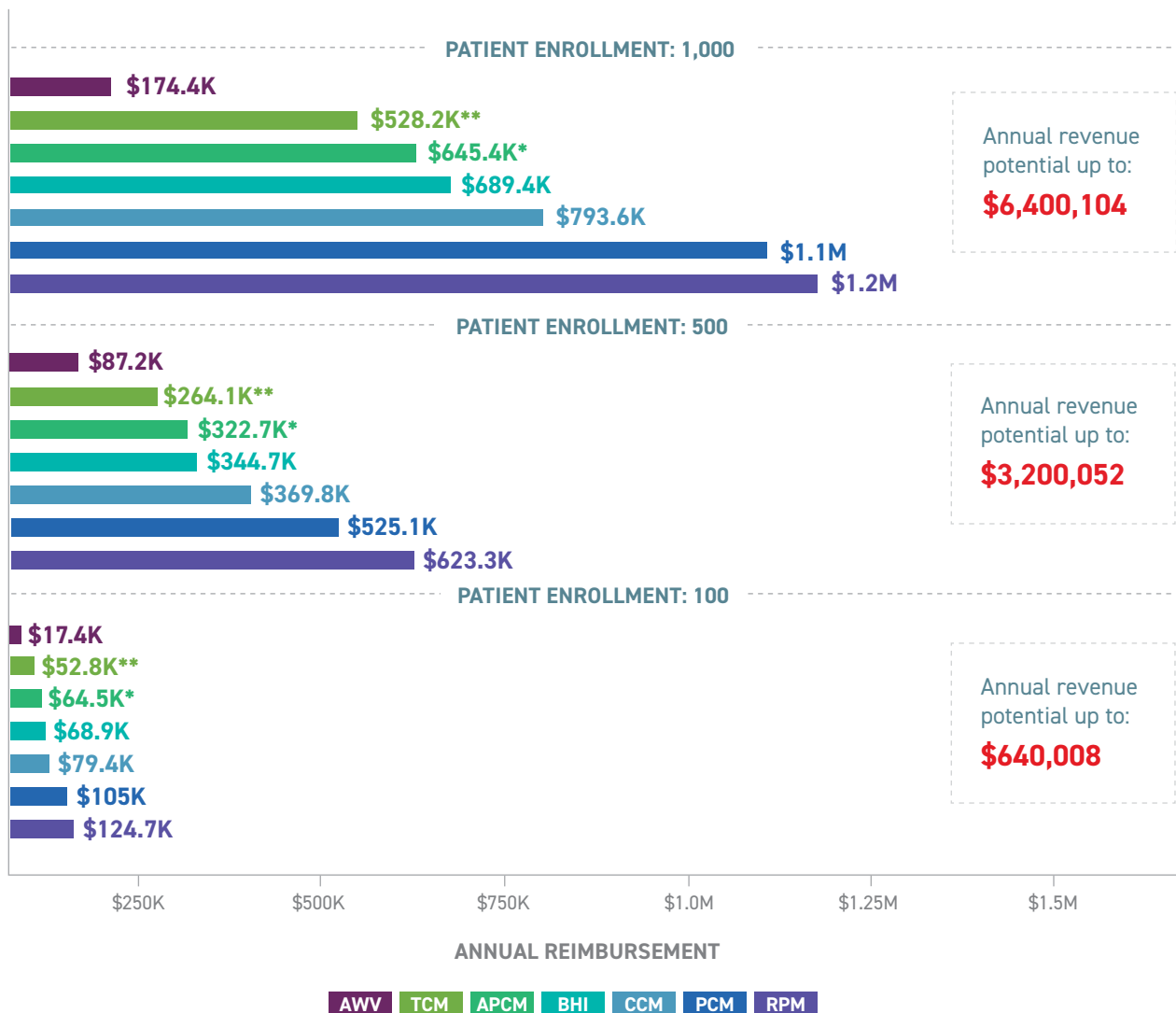
By analyzing comprehensive data and key performance metrics, ThoroughCare identifies opportunities for improvement and outlines actionable steps to optimize care management performance in a detailed analysis report and roadmap for growth.





## 2026 Revenue Opportunity Forecast Analysis


ThoroughCare's systematic solution delivers predictable revenue opportunities based on patient enrollment in care management programs. A few examples are shown below for programs such as Remote Patient Monitoring (RPM), Chronic Care Management (CCM), and Annual Wellness Visits (AWV) with 100, 500, and 1,000 patients enrolled per program.



\*APCM excluded from total Annual Revenue calculation, since it may not be combined with CCM, PCM, or TCM at this time

\*\*Transitional Care Management ROI calculated based on 20% patient eligibility rate





Visit Our Website

